


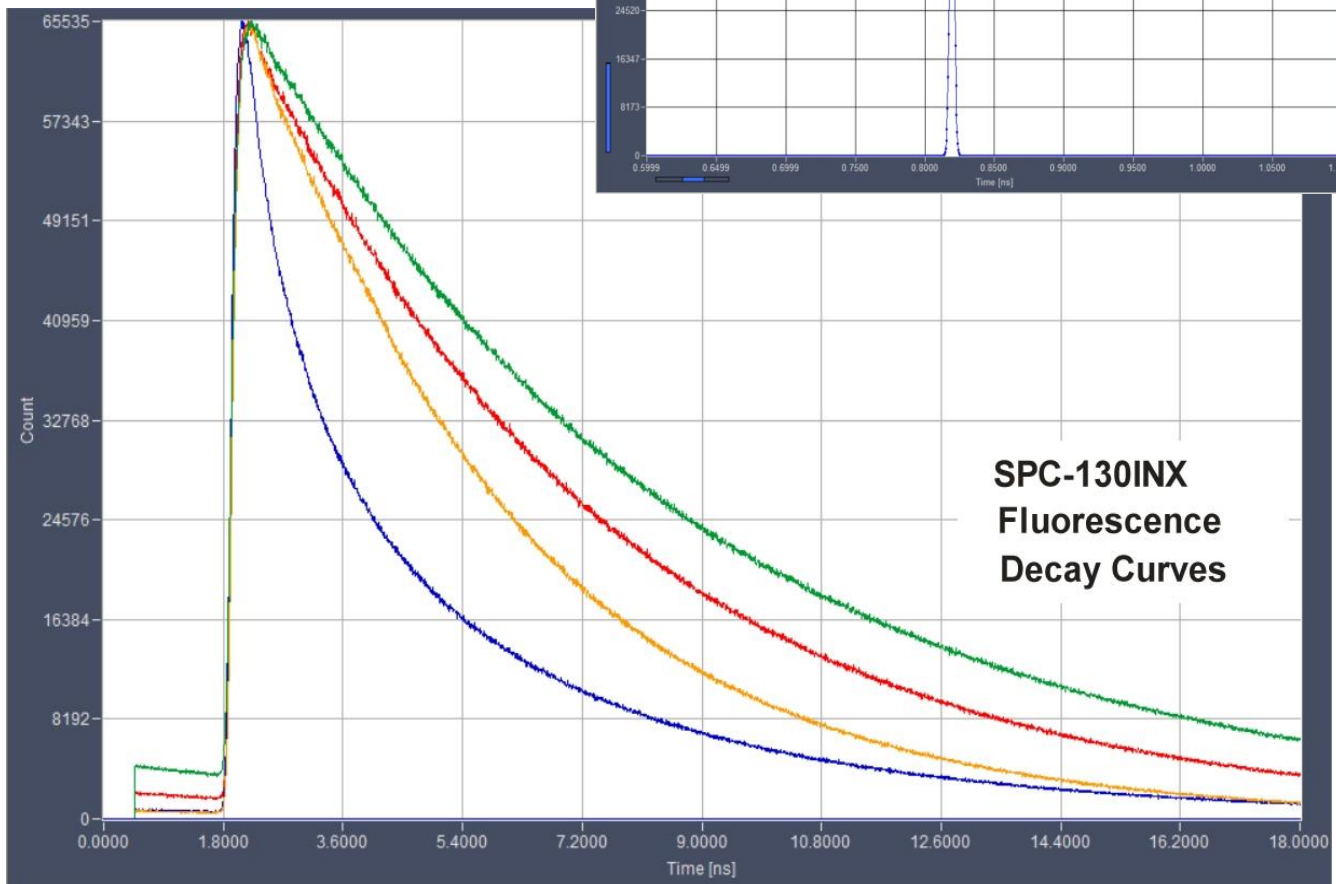
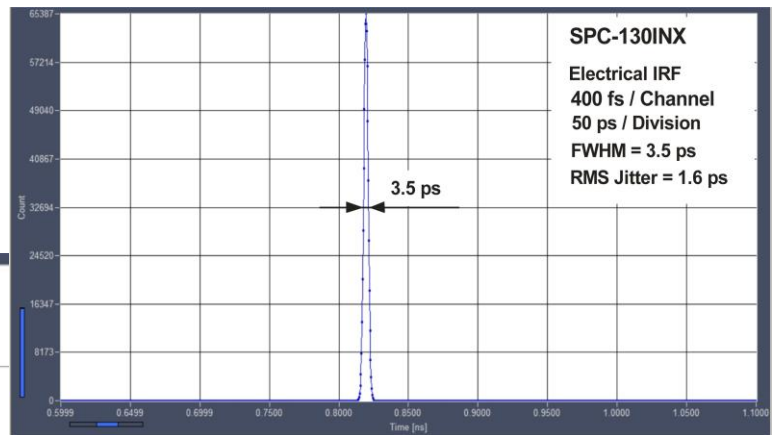


High-Resolution Time-Correlated Single Photon Counting Module

- SPC-180NX technology
- High-throughput PCI-Express interface
- Ultra-fast, ultra-stable timing electronics
- Electrical IRF width 3.5 ps FWHM
- Internal timing jitter 1.6 ps RMS
- Time-channel width down to 405 fs
- Discriminator input bandwidth 4 GHz
- Photon distribution and parameter-tag modes
- Multi-detector / multi-wavelength capability
- Excitation-wavelength multiplexing
- Parallel operation of 2, 3 or 4 modules
- Laser repetition rates up to 150 MHz
- Dead time 80 ns
- Saturated count rate 12.5 MHz



- Fluorescence-decay experiments
- Anti-bunching experiments
- NIRS and fNIRS experiments
- Simultaneous multi-wavelength detection
- Simultaneous fluorescence / phosphorescence
- Single-molecule spectroscopy
- Fluorescence correlation



Becker & Hickl GmbH
 Nunsdorfer Ring 7-9
 12277 Berlin, Germany
 Tel. +49 30 212 80 02-0
 Fax. +49 30 212 80 02-13
 email: info@becker-hickl.com
 https://www.becker-hickl.com



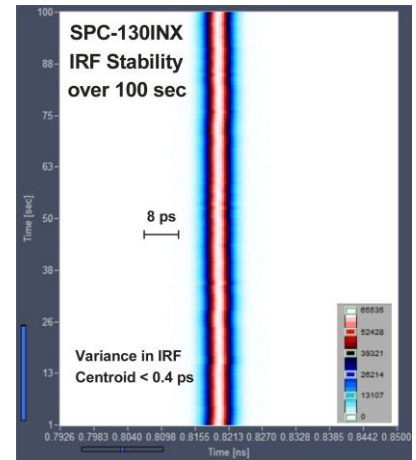
SPC-130INX

TCSPC Module

Photon Channel

Principle
 Discriminator Input Bandwidth
 IRF Width, FWHM
 RMS Timing Jitter
 Variance in Time of IRF Centroid
 Optimum Input Voltage Range
 Min. Input Pulse Width
 Threshold
 Zero Cross Adjust

Constant Fraction Discriminator (CFD)
 4 GHz
 < 3.5 ps, FWHM
 < 1.6 ps, RMS
 < 0.4 ps RMS over 100 seconds
 - 30 mV to - 500 mV
 200 ps
 0 to - 250 mV
 - 100 mV to + 100 mV



Synchronisation Channel

Principle
 Discriminator Input Bandwidth
 Optimal Input Voltage Range
 Min. Input Pulse Width
 Threshold
 Frequency Range
 SYNC Frequency Divider
 Zero Cross Adjust

Constant Fraction Discriminator (CFD)
 4 GHz
 - 30 mV to - 500 mV
 200 ps
 0 to -250 mV
 0 to 150 MHz
 1 - 2 - 4
 -100 mV to + 100 mV

Time-to-Amplitude Converters / ADCs

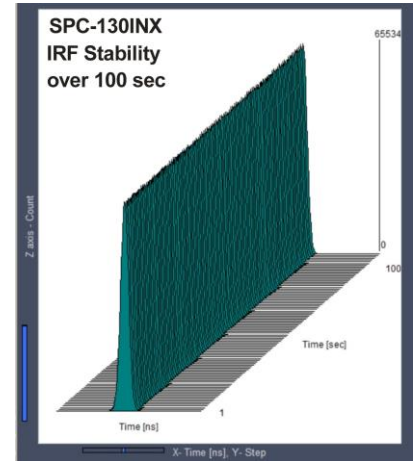
Principle
 TAC Range
 Biased Amplifier Gain
 Biased Amplifier Offset
 Time Range incl. Biased Amplifier
 Min. Time / Channel
 ADC Principle
 Diff. Nonlinearity, Electrical

Ramp Generator / Biased Amplifier
 25 ns to 2.5 us
 1 to 15
 0 to 50 % of TAC Range
 1.67 ns to 2.5 us
 405 fs
 50 ns Flash ADC with Error Correction
 < 0.5 % RMS, typ. < 1 % peak-peak

Data Acquisition (Histogram Modes)

Method
 Dead Time
 Saturated Count Rate
 Useful Count Rate
 Max. Counts / Time Channel (Counting Depth)
 Overflow Control
 Collection Time
 Display Interval Time
 Repeat Time
 Sequential Recording
 Routing
 Count Enable
 Experiment Trigger

on-board multi-dimensional hardware histogramming process
 80 ns, independent of computer speed
 12 MHz
 6 MHz
 $2^{16}-1$
 none / stop / repeat and correct
 0.1 us to 100,000 s
 10 ms to 100,000 s
 0.1 us to 100,000 s
 Unlimited recording by memory swapping
 7 bit TTL
 1 bit TTL
 TTL



Data Acquisition (FIFO / Parameter-Tag Mode)

Method
 Online Display
 FCS Calculation
 Number of Counts of Decay / Waveform Recording
 Dead Time
 Saturated Count Rate, Peak
 Sustained Count Rate (Bus-transfer Limited)
 Max. Counts / Time Channel (Counting Depth)
 Output Data Format (ADC / Macrotime / Routing)
 On-board FIFO Buffer Capacity (Photons)
 Macro Timer Resolution, Internal Clock
 Macro Timer Resolution, Clock from SYNC Input
 Routing
 External Event Markers
 Experiment Trigger

Parameter-tagging of individual photons and continuous writing to disk
 Decay function, FCS, Cross-FCS, PCH, MCS traces
 Multi-tau algorithm, online calculation and online fit
 unlimited
 80 ns
 12 MHz
 5 MHz
 unlimited
 12 / 12 / 4 bit
 $2 \cdot 10^5$
 25 ns, 12 bit, overflows marked by MTOF entry in data stream
 10 ns to 100 ns, 12 bit, overflows marked by MTOF entry in data stream
 4 bit TTL
 4 bit, TTL
 TTL

Operation Environment

Computer / Operating System
 Bus Connector
 Used PCI-ex Slots
 Total Power Consumption
 Dimensions

PC Pentium, multi-core, >8GB RAM, Windows 10
 PCI-ex
 1
 approx. 12 W from +12V
 230 mm x 130 mm x 18 mm

Related Products

SPC-180NX, SPC-150N, SPC-150NX, SPC-150NXX TCSPC modules, HPM-100 GaAsP and GaAs hybrid detectors, DCC-100PCIe detector controller
 BDL-SMN ps diode lasers, BDS-SM, -SMY, -MM picosecond diode lasers, SPCImage NG data analysis software

Related Literature

W. Becker, The bh TCSPC Handbook, 9th edition (2021), 950 pages, available on <https://www.becker-hickl.com>. Please contact bh for printed copies.
 The bh TCSPC Technique, Principles and Applications. Overview brochure, 27 pages. Available on <https://www.becker-hickl.com>

International Sales Representatives



US:
 Boston Electronics Corp
 tcspc@boselec.com
 www.boselec.com



UK:
 Photonic Solutions PLC
 sales@psplc.com
 www.psplc.com



Japan:
 Tokyo Instruments Inc.
 sales@tokyoinst.co.jp
 www.tokyoinst.co.jp



China:
 DynaSense Photonics Co. Ltd.
 info@dyna-sense.com
 www.dyna-sense.com