



SPC-130IN

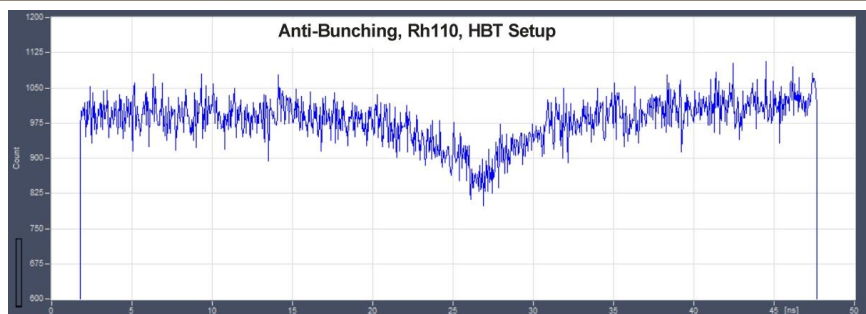
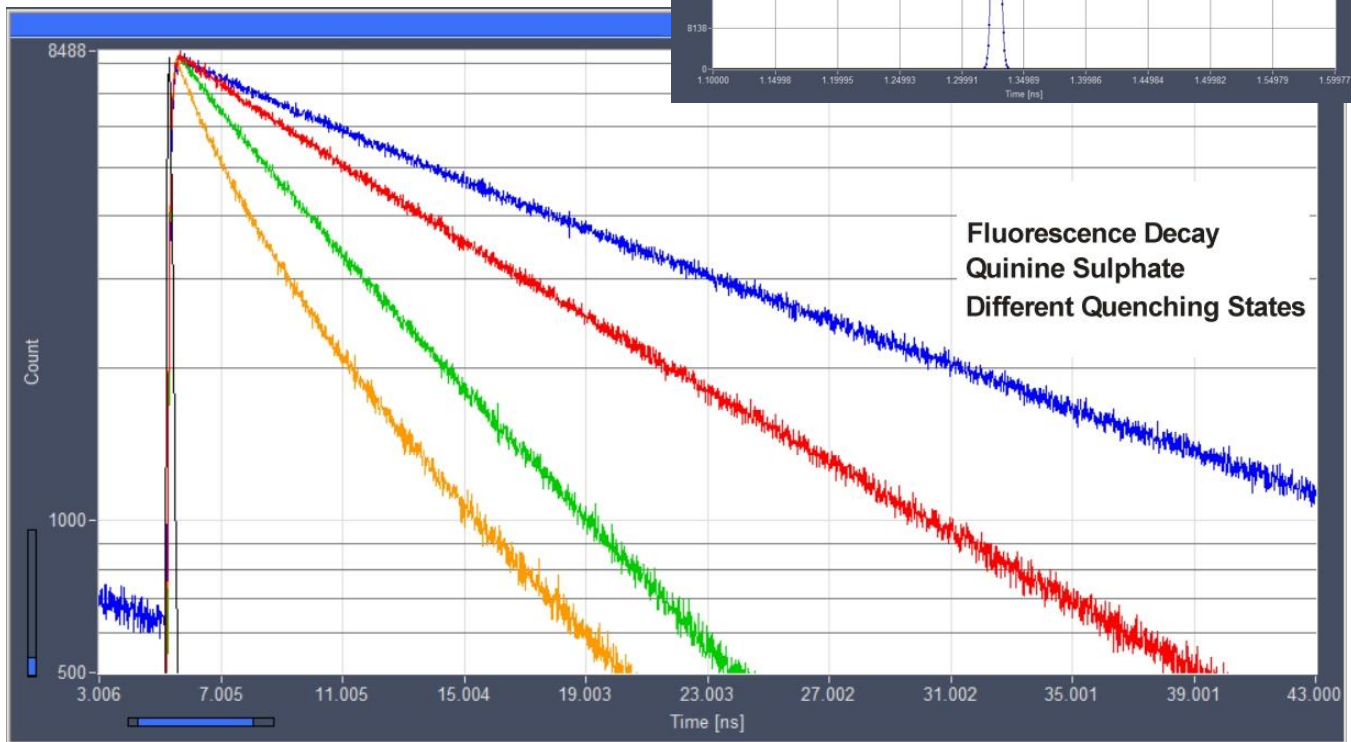
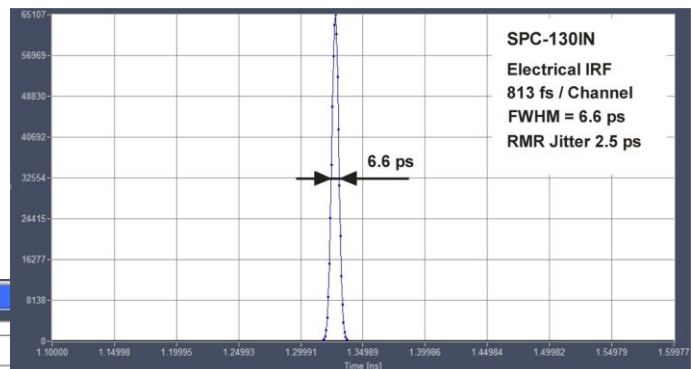
TCSPC Module

Time-Correlated Single Photon Counting Module

- High-throughput PCI-Express interface
- SPC-180N technology
- Ultra-fast, ultra-stable timing electronics
- Electrical IRF width 6.6 ps FWHM
- Internal timing jitter 2.5 ps RMS
- Time-channel width down to 813 fs
- Discriminator input bandwidth 4 GHz
- Photon distribution and parameter-tag modes
- Multi-detector / multi-wavelength capability
- Excitation-wavelength multiplexing
- Parallel operation of 2, 3 or 4 modules
- Laser repetition rates up to 150 MHz
- Dead time 80 ns
- Saturated count rate 12.5 MHz



- Fluorescence-decay experiments
- Anti-bunching experiments
- NIRS and fNIRS experiments
- Simultaneous multi-wavelength detection
- Simultaneous fluorescence / phosphorescence
- Single-molecule spectroscopy
- Fluorescence correlation



Becker & Hickl GmbH
 Nunsdorfer Ring 7-9
 12277 Berlin, Germany
 Tel. +49 30 212 80 02-0
 Fax. +49 30 212 80 02-13
 email: info@becker-hickl.com
 https://www.becker-hickl.com



SPC-130IN

TCSPC Module

Photon Channel

Principle
 Discriminator Input Bandwidth
 IRF Width, FWHM
 RMS Timing Jitter
 Variance in Time of IRF Centroid
 Optimum Input Voltage Range
 Min. Input Pulse Width
 Threshold
 Zero Cross Adjust

Constant Fraction Discriminator (CFD)
 4 GHz
 < 6.6 ps, FWHM
 < 2.5 ps, RMS
 < 0.8 ps RMS over 100 seconds
 - 30 mV to - 500 mV
 200 ps
 0 to - 500 mV
 - 100 mV to + 100 mV

Synchronisation Channel

Principle
 Discriminator Input Bandwidth
 Optimal Input Voltage Range
 Min. Input Pulse Width
 Threshold
 Frequency Range
 SYNC Frequency Divider
 Zero Cross Adjust

Constant Fraction Discriminator (CFD)
 4 GHz
 - 30 mV to - 500 mV
 200 ps
 0 to -500 mV
 0 to 150 MHz
 1 - 2 - 4
 -100 mV to + 100 mV

Time-to-Amplitude Converters / ADCs

Principle
 TAC Range
 Biased Amplifier Gain
 Biased Amplifier Offset
 Time Range incl. Biased Amplifier
 Min. Time / Channel
 ADC Principle
 Diff. Nonlinearity, Electrical

Ramp Generator / Biased Amplifier
 50 ns to 5 us
 1 to 15
 0 to 50 % of TAC Range
 3.3 ns to 5 us
 813 fs
 50 ns Flash ADC with Error Correction
 < 0.5 % RMS, typ. < 1 % peak-peak

Data Acquisition (Histogram Modes)

Method
 Dead Time
 Saturated Count Rate
 Useful Count Rate
 Max. Counts / Time Channel (Counting Depth)
 Overflow Control
 Collection Time
 Display Interval Time
 Repeat Time
 Sequential Recording
 Routing
 Count Enable
 Experiment Trigger

on-board multi-dimensional hardware histogramming process
 80 ns, independent of computer speed
 12 MHz
 6 MHz
 $2^{16}-1$
 none / stop / repeat and correct
 0.1 us to 100,000 s
 10 ms to 100,000 s
 0.1 us to 100,000 s
 Unlimited recording by memory swapping
 7 bit TTL
 1 bit TTL
 TTL

Data Acquisition (FIFO / Parameter-Tag Mode)

Method
 Online Display
 FCS Calculation
 Number of Counts of Decay / Waveform Recording
 Dead Time
 Saturated Count Rate, Peak
 Sustained Count Rate (Bus-transfer Limited)
 Max. Counts / Time Channel (Counting Depth)
 Output Data Format (ADC / Macrotime / Routing)
 On-board FIFO Buffer Capacity (Photons)
 Macro Timer Resolution, Internal Clock
 Macro Timer Resolution, Clock from SYNC Input
 Routing
 External Event Markers
 Experiment Trigger

Parameter-tagging of individual photons, continuous writing to disk
 Decay functions, FCS, Cross-FCS, PCH, MCS traces
 Multi-tau algorithm, online calculation and online fit
 unlimited
 80 ns
 12 MHz
 5 MHz
 unlimited
 12 / 12 / 4 bit
 $2 \cdot 10^6$
 25 ns, 12 bit, overflows marked in data stream
 10 ns to 100 ns, 12 bit, overflows marked in data stream
 4 bit TTL
 4 bit, TTL
 TTL

Operation Environment

Computer / Operating System
 Bus Connector
 Used PCI-ex Slots
 Total Power Consumption
 Dimensions

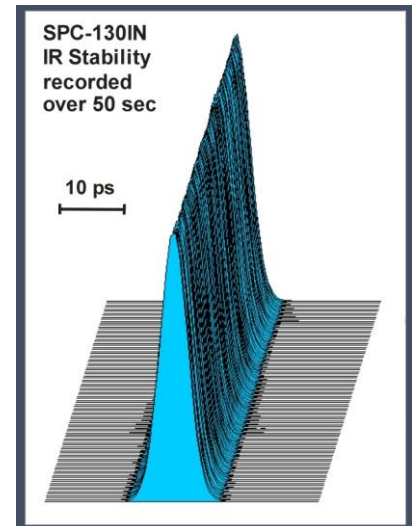
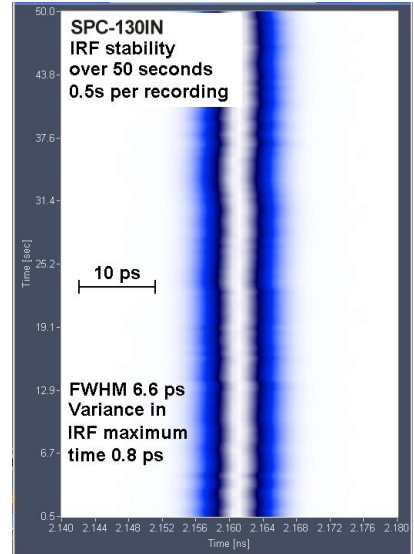
PC Pentium, multi-core, >8GB RAM, Windows 10, Windows 11
 PCI-ex
 1
 approx. 12 W from +12V
 230 mm x 130 mm x 18 mm

Related Products

SPC-130INX, -INXX TCSPC Modules, SPC-180N, -NX, -NXX TCSPC Modules, SPC-150N, SPC-150NX, SPC-150NXX TCSPC modules
 HPM-100-40, -42, -50 GaAsP and GaAs hybrid detectors, HPM-06, -07 ultra-fast hybrid detectors
 PMC-150 PMT and PMCS-150 PMT modules, PML-16 and PML16 GaAsP multi-wavelength detectors, DCC-100 detector / laser controllers
 BDL-SMN ps diode lasers, BDS-SM, BDS-MM picosecond diode lasers

Related Literature

W. Becker, The bh TCSPC Handbook, 9th edition (2021), 950 pages, available on <https://www.becker-hickl.com>. Please contact bh for printed copies.
 The bh TCSPC Technique, Principles and Applications. Overview brochure, 27 pages. Available on <https://www.becker-hickl.com>



International Sales Representatives



US:
 Boston Electronics Corp
 tcspc@boselec.com
 www.boselec.com



UK:
 Photonic Solutions PLC
 sales@psplc.com
 www.psplc.com



Japan:
 Tokyo Instruments Inc.
 sales@tokyoinst.co.jp
 www.tokyoinst.co.jp



China:
 DynaSense Photonics Co. Ltd.
 info@dyna-sense.com
 www.dyna-sense.com